
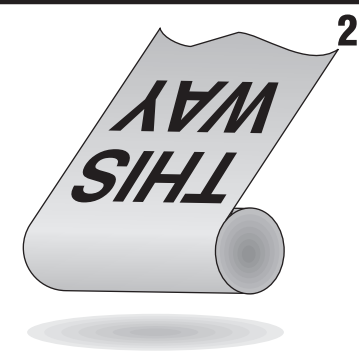
















# Rewinding Chart for Roll Labels

Use the position numbers in the upper right of each example for specifying rewinding on orders. (If no preference, list N/A

on the RFQ form.) Printing reads as shown-unwinding away from you, and looking at the printed side.

SURFACE PRINTING ON OPAQUE MATERIALS			
 1	 2	 3	 4
 5	 6	 7	 8
REVERSE PRINTING ON TRANSPARENT MATERIALS			
 1R	 2R	 3R	 4R
 5R	 6R	 7R	 8R